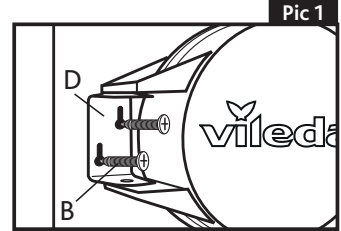
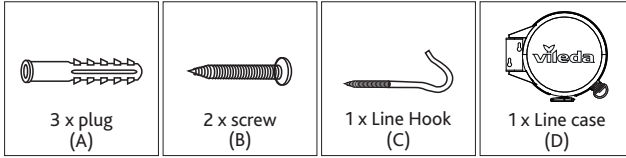
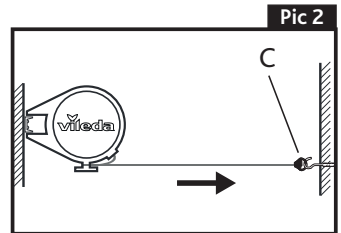


Parts included:



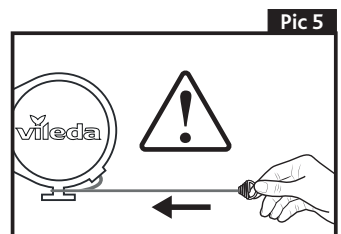
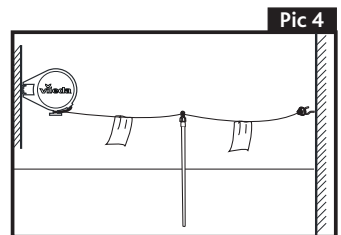
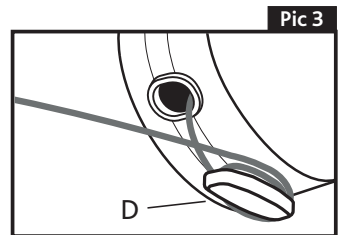
Installation

1. Select wall position, then mark holes through the securing bracket on the line case (D). Before drilling, ensure the location is free from hazards such as water pipes and electric cables.
2. Drill holes (it's recommended that an 8mm drill bit is used), insert wall plugs provided (A) and screw (using B) the bracket to the wall. **(Pic 1)**
3. Then for the opposite location, where you want the line to extend to, drill, insert wall plug (A) if necessary and screw in the line hook (C).



Directions for use

4. Extend the line out of the retractable line case. Then attach the line end to the line hook (C). **(Pic 2)**
5. Secure the line around the foot at the base of the line case (D).
Wrap the line around the foot twice. Do this tightly to lock and give line tension. **(Pic 3)**
6. To support the line when loaded and in use, we would recommend using a line prop (not included). **(Pic 4)**
7. When not in use, carefully detach the line from the line hook, and guide it back into the case slowly. Do not let the line snap back into the case by itself. **(Pic 5)**



Storage

When not in use, we recommend that the line is returned to the case, to keep it clean.

Warning

- Never let go of the line/allow it to retract automatically. Failure to do so may result in personal injury and/or damage to the unit. Always guide the line back into the case.
- Do not use on stud walls.
- Strangulation hazard. Do not allow children to play with this product.
- Maximum load for the line is 15kg.
- Do not over tighten line when extended, a small amount of sagging is normal. Overtightening can damage the line over time.

Please retain this information for future reference.

To contact us please call our customer careline on **0345 7697356** or email us at **service@vileda.com**

Freudenberg Home and Cleaning Solutions Limited. 2 Chichester Street, Rochdale, Lancs, OL16 2AX.

www.vileda.com